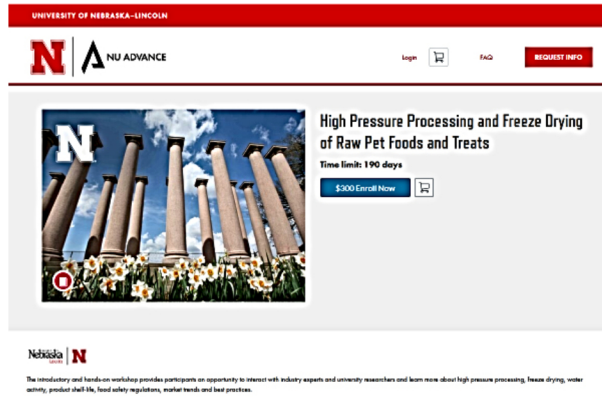


They say enrolling in a NU Advance course is a walk in the park...



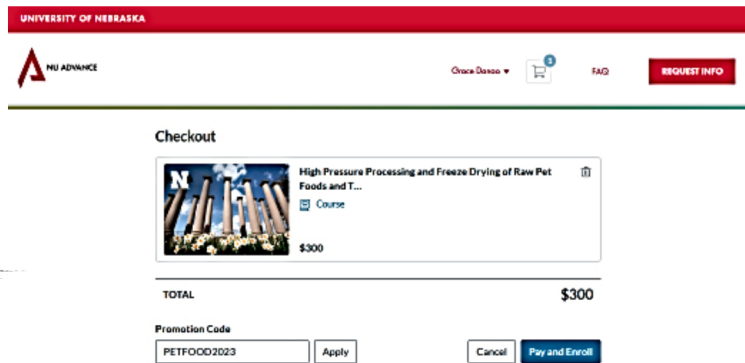
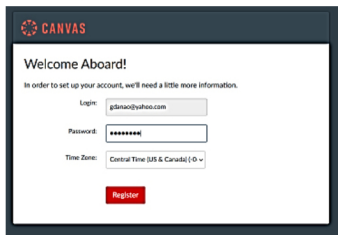
STEP 2. Create an account. The email you use (personal or work) is the same one you will use to log in to the online course.

STEP 1. Go to

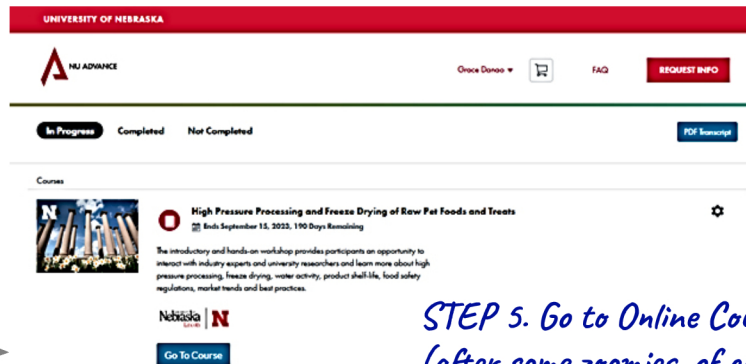

<https://advance.nebraska.edu/browse/unl/courses/high-pressure-processing-and-freeze-drying-of-raw-pet-foods-and-treats>



STEP 4. Check your email for instructions to complete the registration process by setting up a password.



STEP 3. If you have a Promotion Code, apply it before paying to enroll.



STEP 5. Go to Online Course (after some zoomies, of course!)

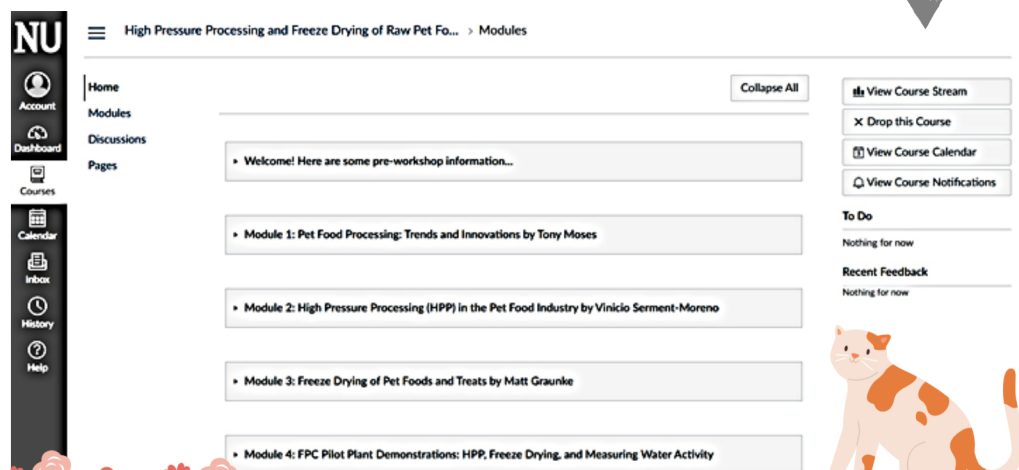
For our Course, each presenter has been given a module to hold the following:

- video recording of their presentation
- copy of presentation slides
- additional resources from the speaker, &
- their company website.



Don't forget to bookmark the Course:

<https://nebraska.instructure.com/login/canvas>



IN OUR GRIT,  
OUR GLORY.



Dr. Mary-Grace C. Danao, [mdanao2@unl.edu](mailto:mdanao2@unl.edu)  
HPP Services Laboratory, [hpps-services@unl.edu](http://hpps-services@unl.edu)